

# ANNUAL REPORT

TO THE COMMUNITY 2024-25



EVERETT  
PUBLIC SCHOOLS®

FOLLOW US @



[www.everettsd.org](http://www.everettsd.org)

# SCHOOL BOARD



**TRACI MITCHELL**

PRESIDENT

Director Position 4



**JEN HIRMAN**

VICE PRESIDENT

Director Position 2



**ROMAN REWOLINSKI**

LEGISLATIVE REPRESENTATIVE

Director Position 1



**CHARLES ADKINS**

Director Position 5



**ANNA MARIE JACKSON LAURENCE**

Director Position 3

## ANNUAL REPORT TO THE COMMUNITY 2024-25

Everett School District serves over 20,000 students in 28 schools and is the thirteenth-largest school district in the state. This report provides information about our school district, schools, staff members, and students. It is designed to provide parents and community members with important demographic, budget, facility, and student achievement data. Additional information about our schools can be found on the Washington Office of Superintendent of Public Instruction website.

## DOCUMENT LINKS

View important school district documents using the QR codes below.

*School Improvement Plans*



*Citizen's Guide to the 2024-25 Budget*



*Everett Public Schools Human Resources*



*Everett Public Schools Capital Projects*





# TOGETHER WE INSPIRE ACHIEVE THRIVE

## MISSION STATEMENT

To inspire, educate, and prepare each student to achieve to high standards, contribute to our community, and thrive in a global society.

## VISION STATEMENT

Our students will lead and shape the future.

They will be well-rounded, healthy, and flexible thinkers with a global perspective who can access resources and collaborate.

They will demonstrate empathy, pride, and advocacy for self, school, and community while respecting the diversity and worth of others.

They will acquire the knowledge, attitudes and skills to adapt to the emerging needs of a changing world.

## CORE VALUES



## SIX PRIORITY STUDENT OUTCOMES

**Ensure**  
3rd grade  
literacy

**Increase**  
science  
achievement

**Increase**  
math  
achievement

**Reduce** gaps  
in achievement  
among student  
groups

**Ensure** students  
are prepared to  
succeed in college  
and career

**Strengthen**  
student wellness,  
engagement and  
safety




# OUR DISTRICT




**20,602** STUDENT ENROLLMENT  
2024-25

 **74.3%**  
REGULAR ATTENDANCE  
(UP 4% FROM LAST YEAR) 2023-24

**2.8%** DROPOUT RATE 2023-24

 **5.1%**  
HOMELESS STUDENT POPULATION  
2024-25

## GRADUATION RATES

 **95.2%**  
2024 FOUR-YEAR

## SPECIAL PROGRAMS


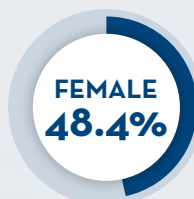
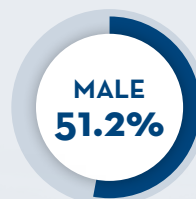
 **14.3%**  
STUDENTS WITH DISABILITIES WHO RECEIVE SUPPORT THROUGH AN IEP  
2024-25

 **46.4%** LOW INCOME  
(FREE AND REDUCED-PRICE MEALS)

 **19.3%**  
MULTILINGUAL LEARNER



White	39.9%
Hispanic/Latino of any race(s)	21.8%
Asian	21.6%
Two or more races	9.6%
Black/African American	5.0%
Native Hawaiian/Other Pacific Islander	1.6%
American Indian/Alaska Native	0.5%





# STATE ASSESSMENT RESULTS *SPRING 2024*



**81.3%**  
MET ELA  
STANDARDS



**74.2%**  
MET MATH  
STANDARDS



**77.8%**  
MET SCIENCE  
STANDARDS

Our students academically outperformed the state average and demonstrate year over year improvement in most categories, as well as outperforming neighboring school districts in most measures. Thanks to our hardworking educators, success is within reach for all our students with an increased emphasis on reading at early levels, strong monitoring and collaboration, and core focus on climate, culture, systems, and instruction. We are pleased but not satisfied and continue to work towards improvement.

## ABOUT OUR TEACHERS



**1,192**

NUMBER OF CLASSROOM TEACHERS

**14.6**

AVERAGE YEARS  
OF TEACHER  
EXPERIENCE



**72.6%**

TEACHERS WITH  
AT LEAST A  
MASTER'S DEGREE

**11.2%**

(NATIONAL AVERAGE IS 3%)

NATIONAL  
BOARD  
CERTIFIED

## EVERETT PUBLIC SCHOOLS VS. WA STATE - SPRING 2024

Everett students outperformed those of the state in every grade and content area in the spring of 2024.

GRADE	ENGLISH LANGUAGE ARTS	MATH	SCIENCE
3	+ 16.6%	+ 14.4%	*
4	+ 15.7%	+ 15.6%	*
5	+ 17.3%	+ 17.6%	+ 15.8%
6	+ 12.0%	+ 10.7%	*
7	+ 11.3%	+ 11.3%	*
8	+ 11.9%	+ 11.6%	+ 11.4%
HIGH SCHOOL	+ 3.8%	+ 5.8%	+ 7.3%

TABLE SHOWS HOW EPS SCORED IN RELATION TO WA STATE IN STANDARDIZED TESTING.  
\* NOT TESTED





## Everett Public Schools

3900 Broadway, Everett, WA 98201  
425-385-4000 • [www.everettsd.org](http://www.everettsd.org)



**GET INVOLVED**

**Nondiscrimination statement:** Everett Public Schools does not discriminate in any programs or activities on the basis of sex, race, creed, religion, color, national origin, age, veteran or military status, sexual orientation, gender expression or identity, disability, or the use of a trained dog guide or service animal and provides equal access to the Boy Scouts and other designated youth groups. The following employees have been designated to handle questions and complaints of alleged discrimination:

### Executive Director of Human Resources / Title IX / Civil Rights

#### Compliance Officer and ADA Coordinator:

Dr. Chad Golden

425-385-4100

[CGolden@everettsd.org](mailto:CGolden@everettsd.org)

PO Box 2098, Everett WA 98213

### Section 504 Coordinator:

Dave Peters

425-385-4063

[DPeters@everettsd.org](mailto:DPeters@everettsd.org)

PO Box 2098, Everett WA 98213